

# iChallenge: Rationale and Results

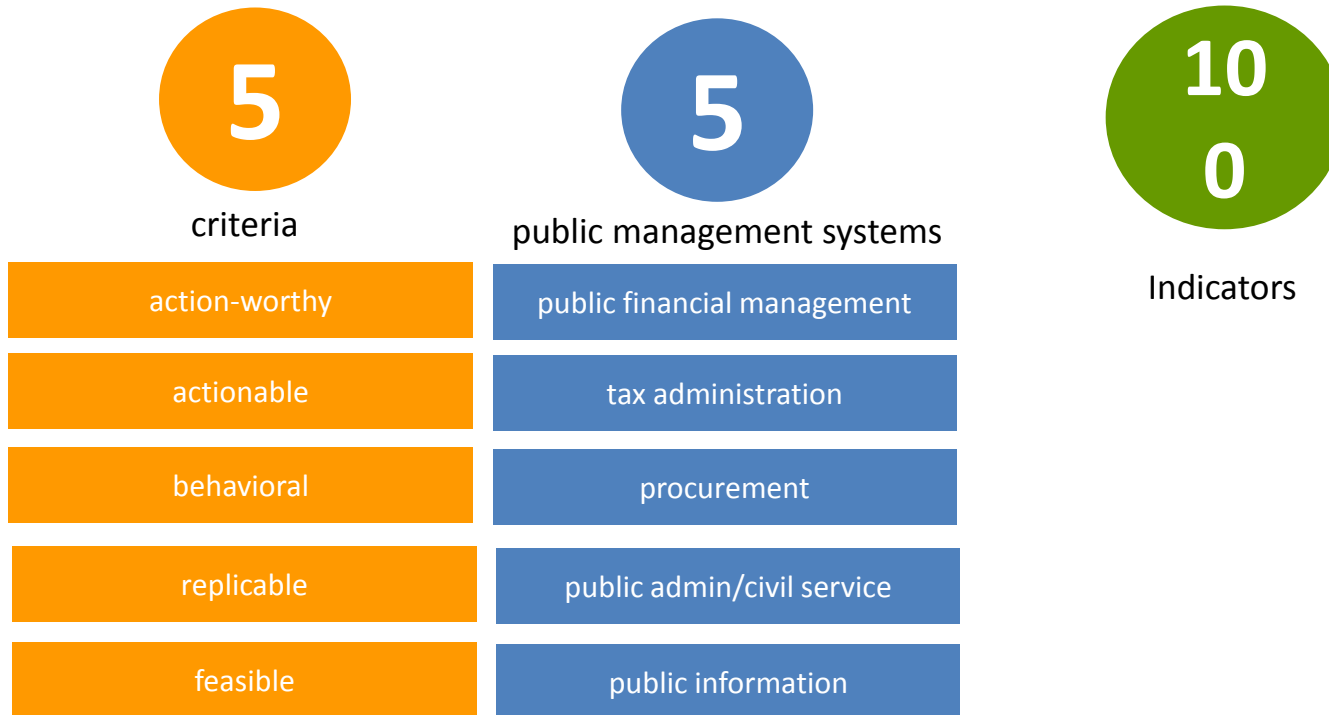
Jordan Holt

# Overview

- Why did we launch the iChallenge?
- What ideas did we receive?
- What did we learn from the process?

# Starting point

## Indicators of the Strength of Public Management Systems (ISPMS)



# The rationale

3  
goals

- Raise awareness of the need for good indicators
- Start a public conversation on what these indicators could look like
- Identify several indicators that could be piloted or scaled up.



# The timeline and process (1)

Lasted  
**11 weeks**  
April 17 -  
July 1

Yielded  
**92 ideas**



# The timeline and process (2)

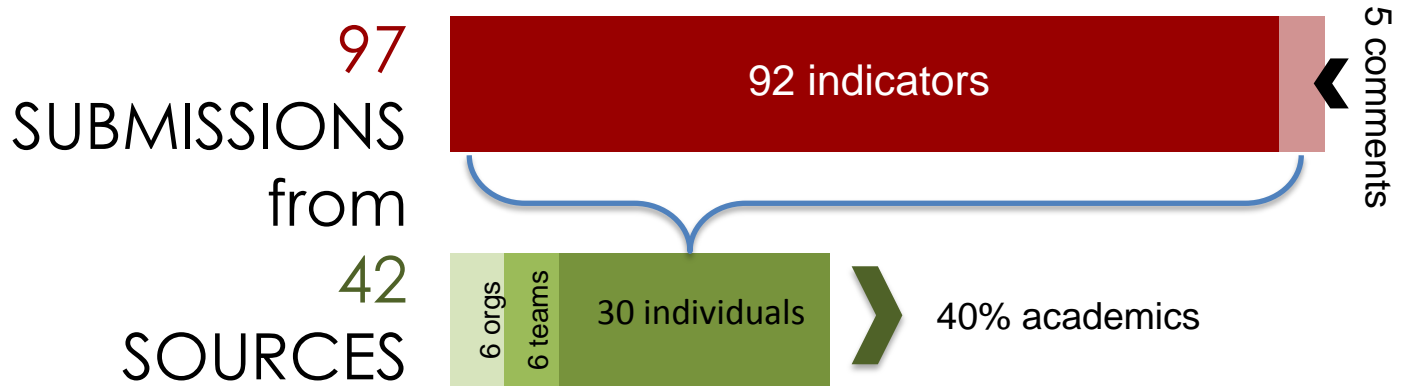
ISPMS Steering Group selected  
**11 semi-finalists**  
to refer to Evaluation Body



Evaluation Body  
selects  
**3 finalists**



# The entries (1)

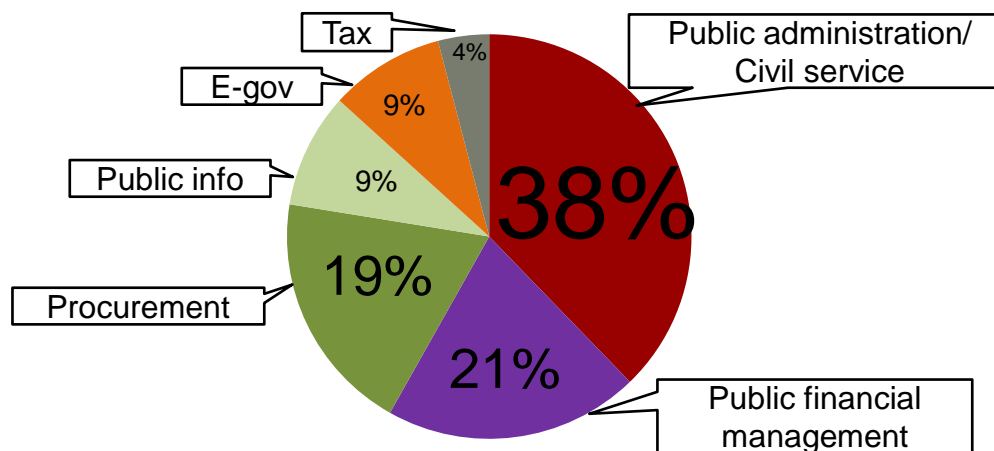


in  
26  
COUNTRIES.

# The entries (2)

21% of ENTRANTS SUBMITTED >1 INDICATOR.

*Most prolific? Alexandru Roman: 27 indicators.*



26% touch on  
TRANSPARENCY,  
ACCOUNTABILITY  
OR PARTICIPATION.



# Selection criteria

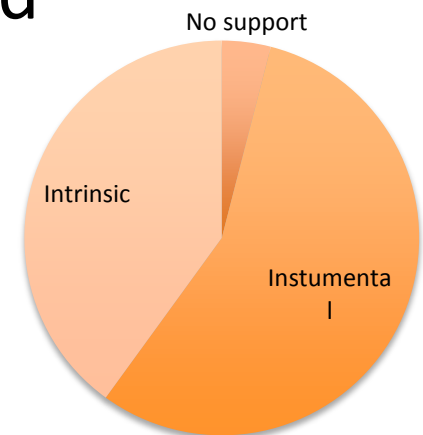
- Focus on a public management system or cross-cutting theme of transparency, accountability or participation (12)
- Different from existing indicators (8)
- Behavioral (12)



- Actionable (by governments)
- Action-worthy
- Replicable methodology

# Lessons

- Meeting (and interpreting) the ISPMS criteria is very difficult
- Substantial grey areas for actionability and behavioral
  - (63% of submissions had at least 1 reviewer say that it didn't meet the behavioral or actionability criteria)
- Action-worthy criteria weakly applied
  - Only 6 cited empirical evidence
- Expert surveys most prevalent
  - Admin data used by 26%



# The Winners

1. Use of competitive procurement methods

Federico Ortega

2. Budget Literacy Index

Babacar Sarr and Maria Elkdhari

3. Responsiveness to online inquiries

Alexandru Roman