




WORLD BANK GROUP
Governance

iChallenge Workshop: Objectives, Progress, and Outline

Opening session
Paris, October 29 - 30 2014

2 Objectives

- * Develop a roadmap for how indicators of government performance can be improved
 - * Is the iChallenge approach to measurement on the right path?
 - * How can indicators from a citizen's perspective be used to measure the functioning of government?
- * Develop viable ideas for indicators with a plan for how they can be collected.
 - * Showcase top 3 submissions to the iChallenge



What are we trying to measure?



Government performance

Effective institutions

Governance

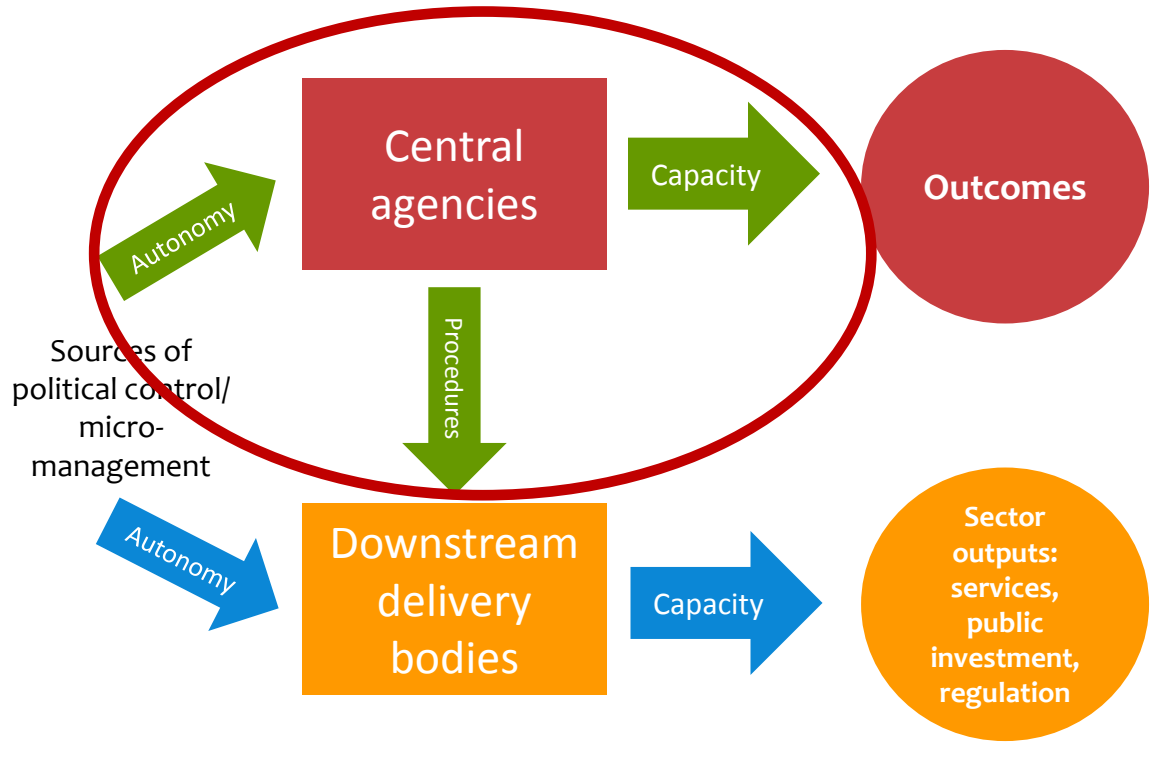
Accountable and inclusive institutions

State capacity

Strength of public management systems

Our Approach

Model of the Public Sector



Ongoing debate in the *Governance Journal*:



Measure sector outputs and outcomes.



Measure the autonomy, capacity, and procedures of central agencies.

Recent discussions have been more about **state capacity** than **governance**. One criticism is that the citizens' perspective is not explicitly incorporated.

Progress to date

Indicators of the Strength of Public Management Systems



criteria



public management systems



regularly collected indicators



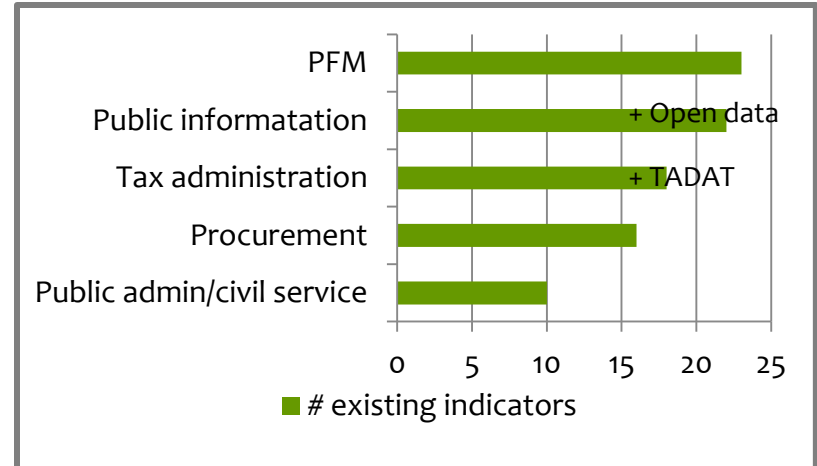
economies



observations

action-worthy
actionable
behavioral
replicable
feasible

public financial management
tax administration
procurement
public admin/civil service
public information



+



iCHALLENGE ideas

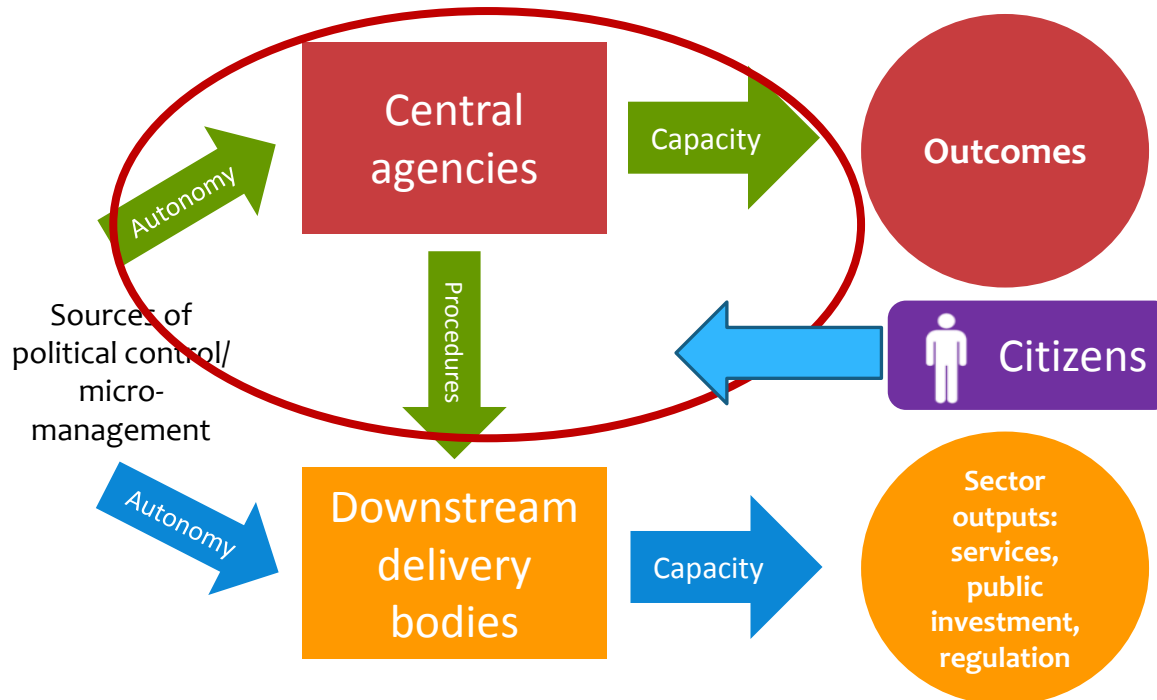
From whose perspective?



Adding citizens to the model

What do strong public management systems look like for citizens?

Model of the Public Sector... with citizens?



How to measure?

- Perceptions
- Experience
- Behavior (proxies)
- Administrative data

Workshop Outline

Wednesday

Oct.
29

- * Day 1, Session 1 :
 - * What are we are measuring and why?
 - * How can we incorporate citizen's perspectives?

Thursday

Oct.
30

- * Day 2, Session 2 :
 - * Recognize the winners of the iChallenge and discuss their proposals
- * Day 2, Session 3 :
 - * How useful are these indicators and this approach for various stakeholders and potential users?
 - * Possible areas for further work:
 - * The use of administrative data
 - * Incubating indicators in difficult areas
 - * Incorporating citizen perspectives
 - * Building consensus

Key questions

- * Should we continue with this effort?
- * If “yes”, then in what directions?

